

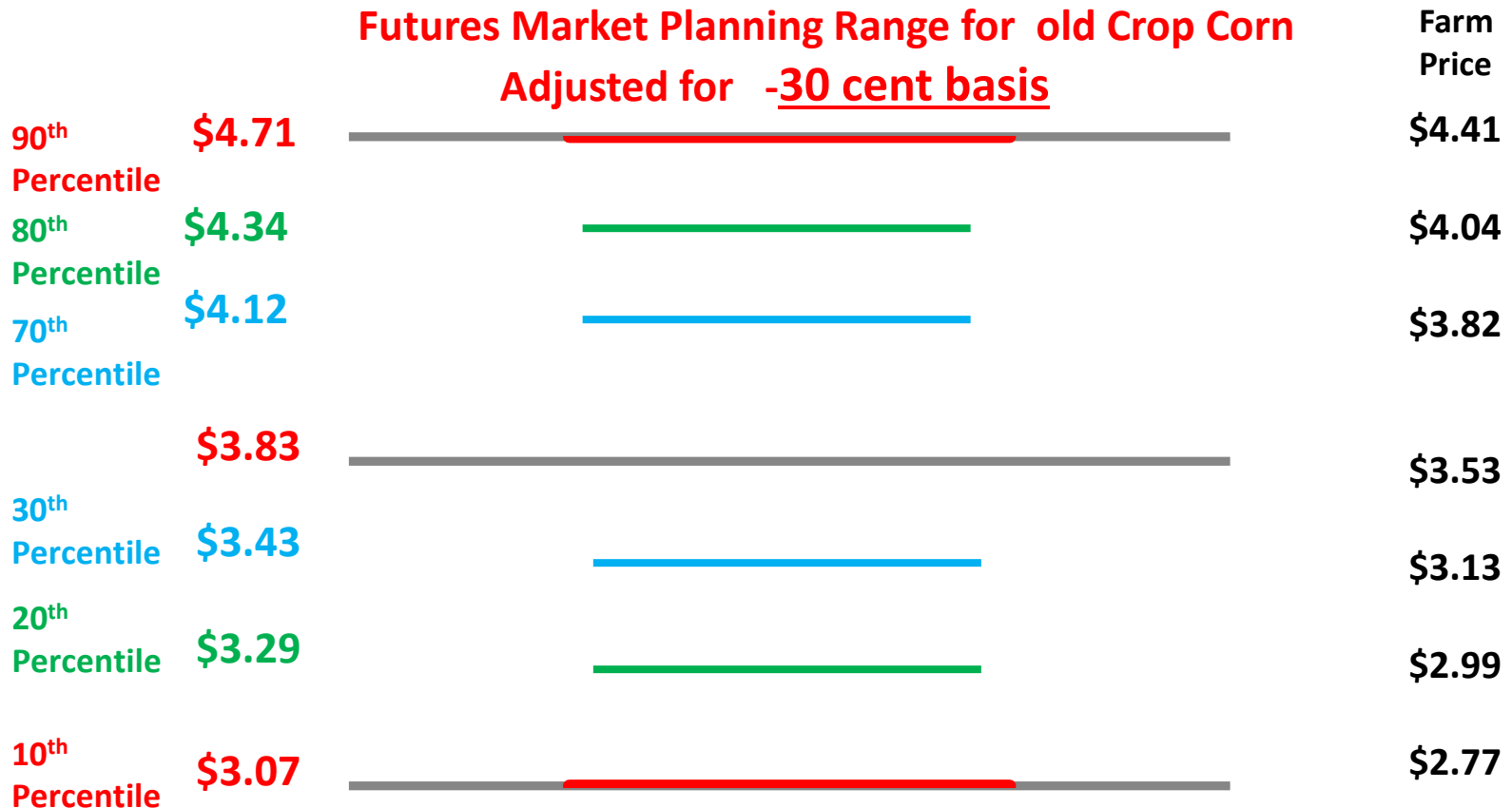
# April 2019 Percentile ranges above and below baseline projections

- **Old Crop – (18-19) Corn FAPRI Baseline Ranges April 2019**
- **New Crop – (19-20) Corn FAPRI Baseline Ranges April 2019**
- **Old Crop – (18-19) Soybean FAPRI Baseline Ranges April 2019**
- **New Crop – (19-20) Soybean FAPRI Baseline Ranges Apr, 2019**

# Old Crop – (18-19) Corn FAPRI Baseline Ranges April 2019

April 2019 FAPRI Price: **Adjusted for \$0.30 basis**

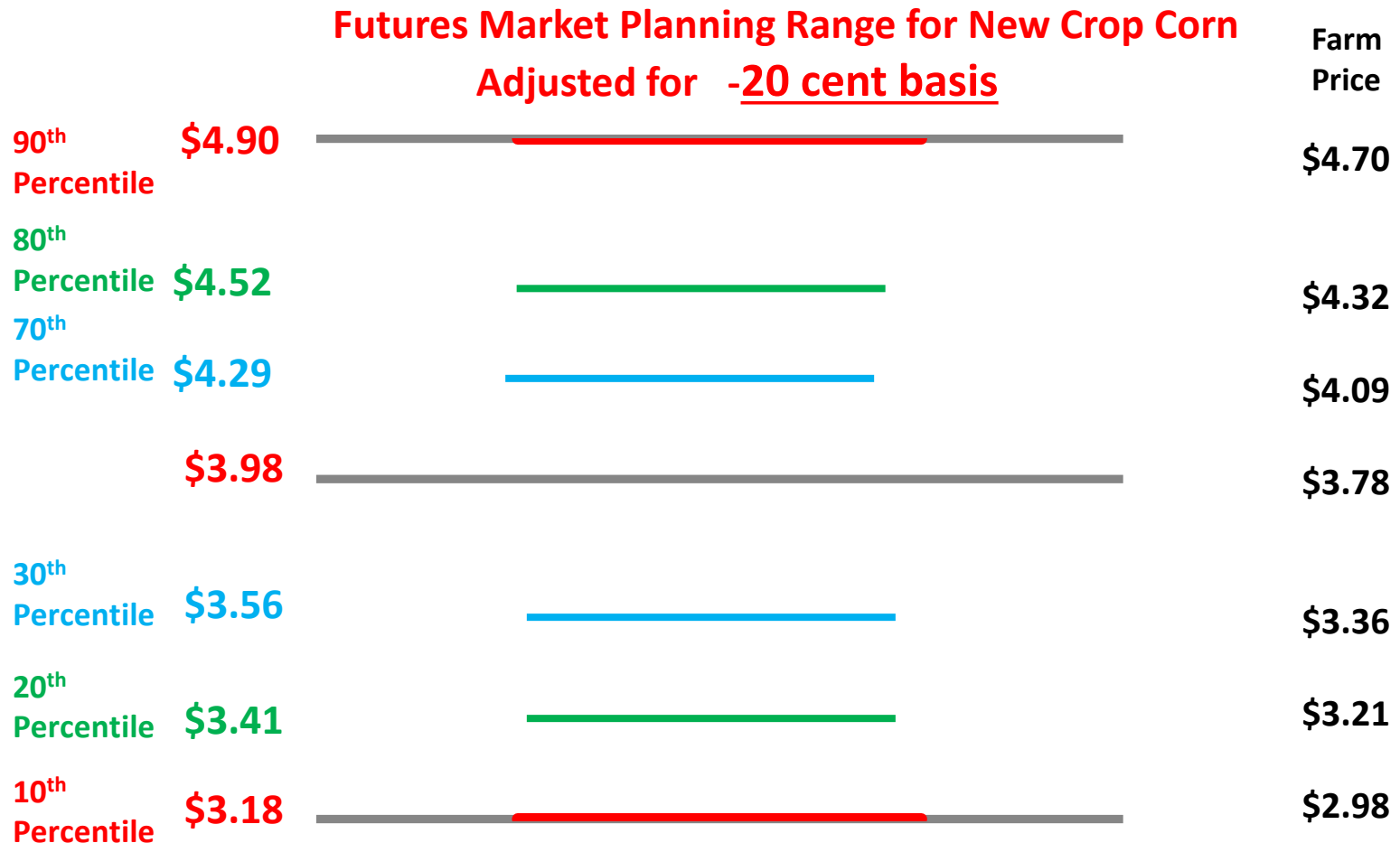
- Futures Price Equivalent of 2018- 2019 Projected Farm Price: **\$3.83**
- Futures Price Equivalent of FAPRI Range: **\$3.29 – \$4.34 @ 80 Percentile**
- Futures Price Equivalent of 6/11/19 USDA Avg Price: **\$4.10**



# New Crop – (19-20) Corn FAPRI Baseline Ranges April 2019

April 2019 FAPRI Projected Farm Price: **Adjusted for \$0.20 basis**

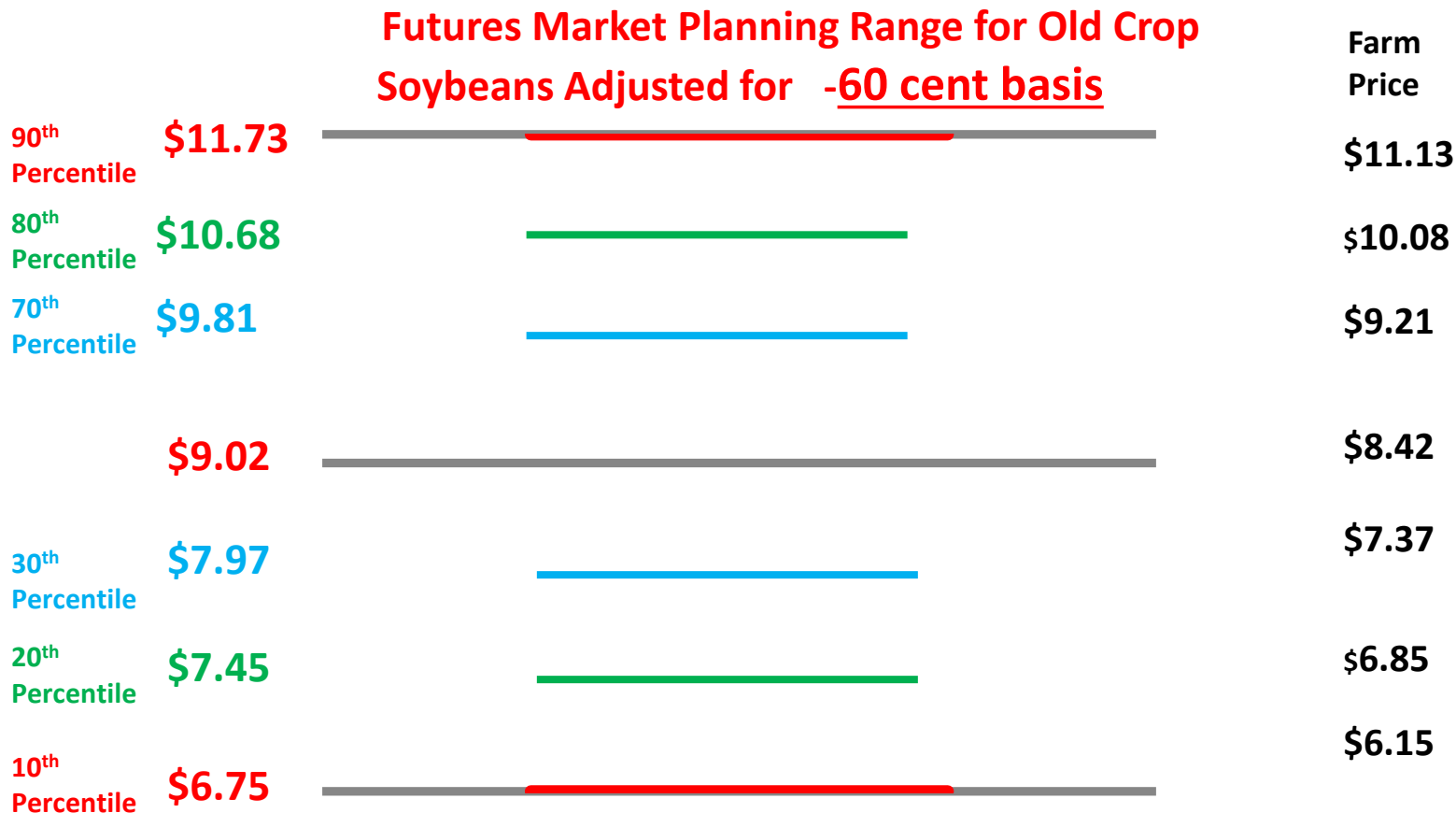
- Futures Price Equivalent of 2018- 2019 Projected Farm Price: **\$3.98**
- Futures Price Equivalent of FAPRI Range: **\$3.41 - \$4.52 @ 80 Percentile**



# Old Crop – (18-19) Soybean FAPRI Baseline Ranges April 2019

April 2019 FAPRI Price: **Adjusted for \$0.60 basis**

- Futures Price Equivalent of 2018- 2019 Projected Farm Price: **\$9.02**
- Futures Price Equivalent of FAPRI Range: **\$7.45 - \$10.68 @ 80 Percentile**
- Futures Price Equivalent of 6/11/19 USDA Price: **Avg \$8.85**



# New Crop – (19-20) Soybean FAPRI Baseline Ranges Apr, 2019

April, 2019 FAPRI Price: **Adjusted for \$0.45 basis**

- Futures Price Equivalent of 2018- 2019 Projected Farm Price: **\$9.23**
- Futures Price Equivalent of FAPRI Range: **\$7.82 - \$10.53 @ 80 Percentile**

